

CZT

SPECIFICATION FOR APPROVAL

CUSTOMER _____

CUSTOMER'S PART NO. _____ REV. _____

DESCRIPTION RJ45 ICM(1000Base-T 16Port)

CZT'S PART NO. JDG280371539 REV. A

ISSUE NO. _____

ISSUE DATE AUG.28,2020

<input type="checkbox"/> APPROVED	<input type="checkbox"/> REJECTED:
<input type="checkbox"/> APPROVED UNDER THE CONDITIONS:	

SuZhou Yihua Communicated Connector Co., Ltd.

Add: No.1558, Linhu East Road, Foho New&Hi-tech industrial Development Zone, Wujiang, Jiangsu, P.R.C.

TEL:+86-512-82078810

FAX:+86-512-82078858

DongGuan Yizhao Electronic Co., Ltd.

Add: Yihua Holdings Industrial park, Cuntou district, Hu'men Town, Dongguan, Guangdong, P.R.C.

TEL:+86-769-8624 0111

FAX:+86-769-8624 0238

Note:

1. This specification is the proprietary of Yihua Communicated Connector Co., Ltd. and is not allowed to be revealed to third party without any written approval.
2. This specification is valid within 1 year before approval, and for any updated specification information required, please contact with CZT's sales window before order releases.

SPECIFICATION FOR APPROVAL

2. Revision Change Record

Customer Part No.: Part No.: JDG280371539 Part Name: RJ45 ICM(1000Base-T 16Port)					Rev.: A
Rev	Description	Drawn	Designed	Approved	Issue Date
A	Specification issued	ChenLingjuan	SunWenqun	Topup.Liu	AUG.08 2016
PRELIMINARY					

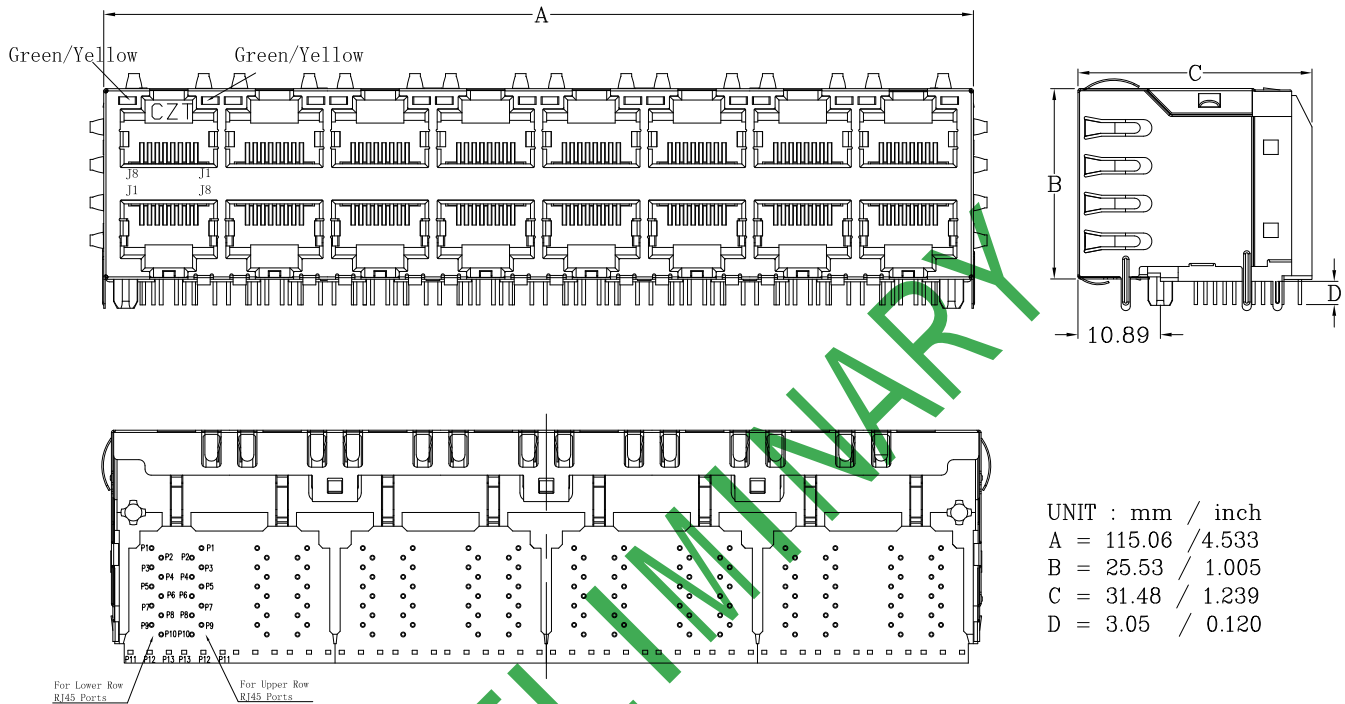
SPECIFICATION FOR APPROVAL

Customer Part No.:
 Part No.: JDG280371539
 Part Name: RJ45 ICM(1000Base-T 16Port)

Rev.: A



4. Mechanical Dimension and Notes: 4-1. Mechanical Dimension:



UNIT : mm / inch
 A = 115.06 / 4.533
 B = 25.53 / 1.005
 C = 31.48 / 1.239
 D = 3.05 / 0.120

Unless otherwise specified, all dimensions tolerances is $\pm 0.254 / 0.010$.

4-2. Notes:

1. CONNECTOR MATERIAL:
 HOUSING: THERMOPLASTIC BLACK UL94 V-0
 SHIELD: Brass
 SHIELD PLATING: NICKEL
 CONTACT: PHOSPHOR BRONZE
 CONTACT PLATING: GOLD, 6 MICRO-INCHS MIN IN CONTACT AREA
2. PIN NOT ELECTRICALLY CONNECTED MAYBE OMITTED SEE ELECTRICAL DRAWING FOR OMITTED PINS
3. RJ45 CAVITIES CONFORM TO FCC RULES AND REGULATION PART 68.
4. THE PART IS RECOMMENDED FOR WAVE SOLDERING PROCESS PEAK SOLDERING TEMPERATURE IS 260° C MAX, 10 SECS MAX
5. OPERATING TEMPERATURE T=0° C TO +70° C.
6. STORAGE TEMPERATURE T=-40° C TO +85° C.

LED SPECIFICATION				
STANDARD LED	WAVELENGTH	Forward Current	Forward V(max)	TYP
GREEN	565nm	20 mA	2.4V	2.2V
YELLOW	590nm	20 mA	2.5V	2.1V

Drawn by ChenLingjuan	Designed by SunWenqun	Approved by Topup.Liu
--------------------------	--------------------------	--------------------------

SPECIFICATION FOR APPROVAL

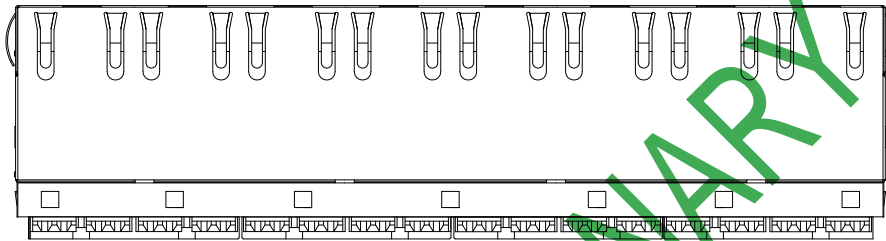
Customer Part No.:
 Part No.: JDG280371539
 Part Name: RJ45 ICM(1000Base-T 16Port)

Rev.: A

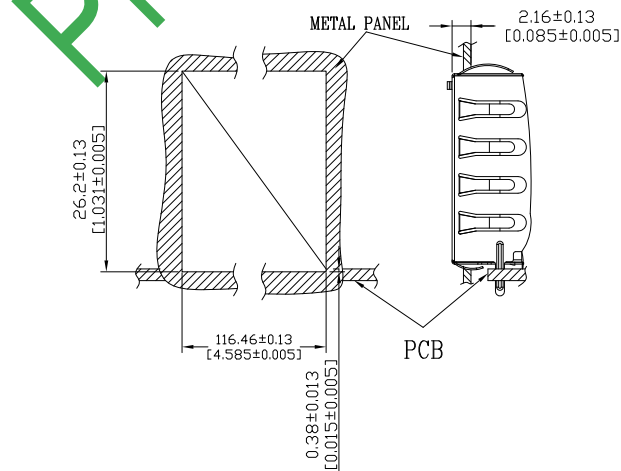


5. Label and Recommended PWB Layout and Suggested Panel Opening:
 5-1. Label:

Plug In Side



5-2. Suggested Panel Opening:



UNIT: mm / inch
 Tolerances: ±0.10 / 0.004

REFERENCE ONLY

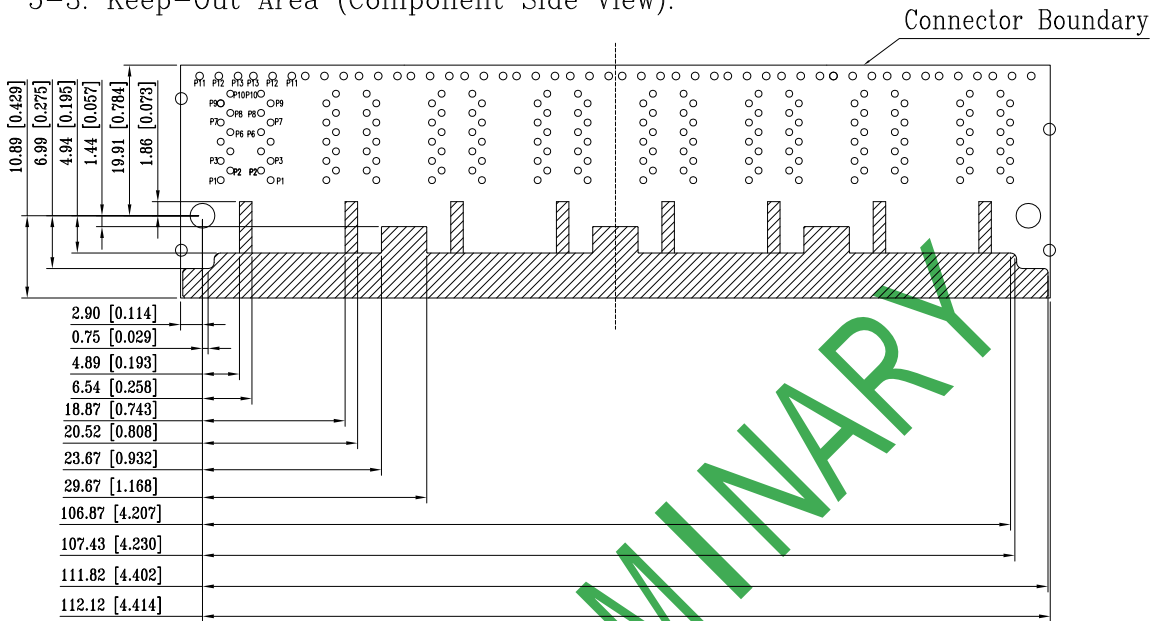
SPECIFICATION FOR APPROVAL

Customer Part No.:
 Part No.: JDG280371539
 Part Name: RJ45 ICM(1000Base-T 16Port)

Rev.: A



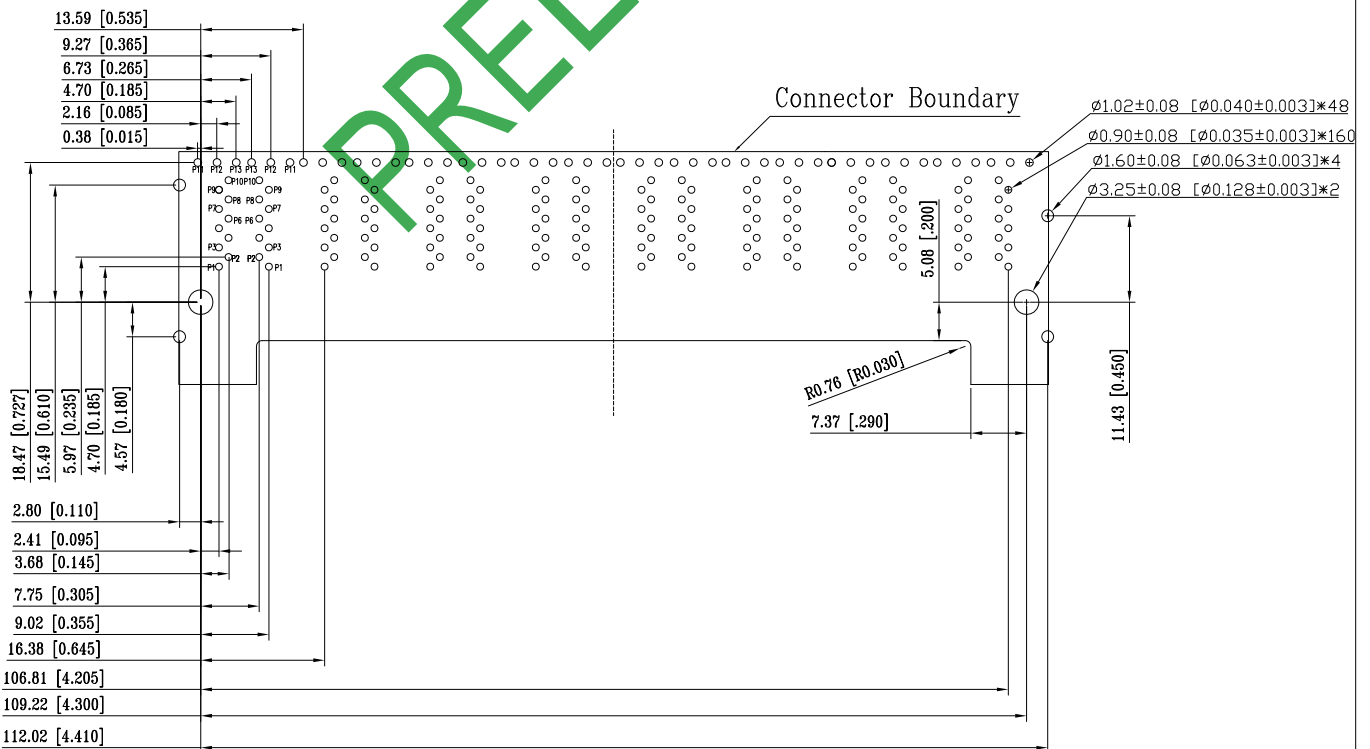
5-3. Keep-Out Area (Component Side View):



Plug-in side

UNIT: mm / inch
 Tolerances: ± 0.10 / 0.004

5-4. Recommended PWB Layout (Component Side View):



Plug-in side

UNIT: mm / inch
 Tolerances: ± 0.10 / 0.004

SPECIFICATION FOR APPROVAL

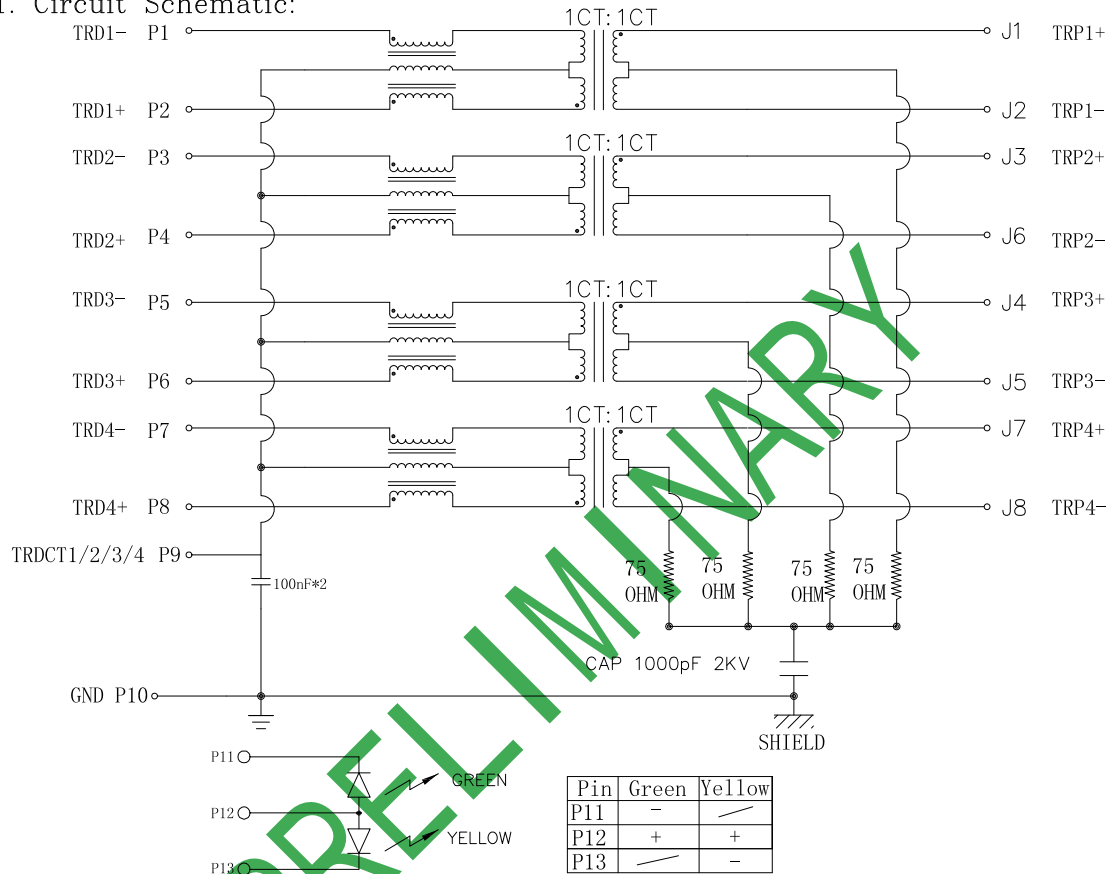
Customer Part No.:
 Part No.: JDG280371539
 Part Name: RJ45 ICM(1000Base-T 16Port)

Rev.: A



6. Circuit Schematic and Electrical Specifications:

6-1. Circuit Schematic:



6-2. Electrical Specifications:

- 1.0 Turn Ratio @100KHz:
 - (P2~P1):(J1~J2) = 1:1±5%
 - (P4~P3):(J3~J6) = 1:1±5%
 - (P6~P5):(J4~J5) = 1:1±5%
 - (P8~P7):(J7~J8) = 1:1±5%
- 2.0 Primary Inductance: 350uH MIN @100KHZ,0.1V 8mA DC BIAS
- 3.0 DC Resistance: 1.2 OHMS MAX
- 4.0 Insertion Loss:
 - 1-100MHz -1.0dB MAX
 - 100-125MHz -1.2dB MAX
- 5.0 Return Loss:
 - 1-40MHz -16dB MIN
 - 40-60MHz -12dB MIN
 - 60-80MHz -10dB MIN
 - 80-100MHz -8dB MIN
- 6.0 Cross Talk: 1-100MHz -30dB MIN
- 7.0 COMMON TO COMMON MODE ATTENUATION: 1-100MHz -30dB MIN
- 8.0 Isolation: PHY Side to Line Side: 1200VDC